

FISCAL YEAR 2022 REVENUE AND EXPENDITURE ANALYSIS THROUGH

1. ACTUAL COMPARED TO FORECAST VARIANCE AND NET FAVORABILITY ANALYSIS

CURRENT YEAR-TO-DATE
REVENUE COLLECTIONS
INDICATE A

\$266,704

UNFAVORABLE COMPARED TO
FORECAST

CURRENT YEAR-TO-DATE
EXPENDITURES INDICATE A

\$496,227

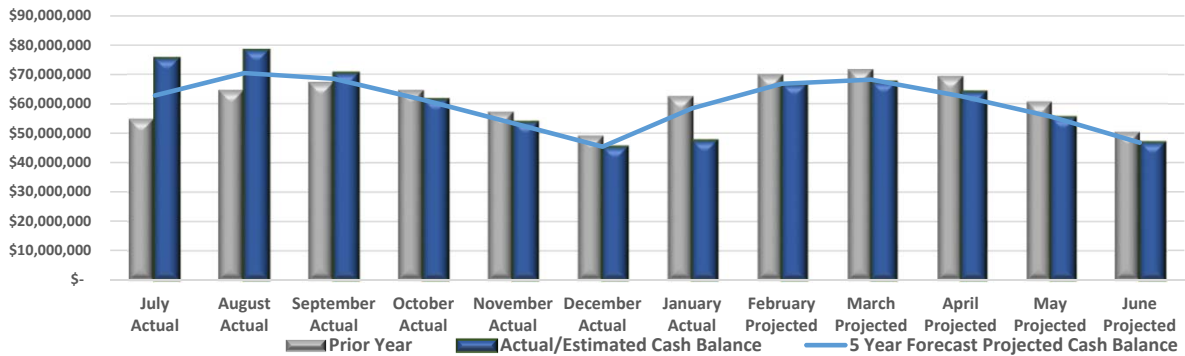
FAVORABLE COMPARED TO
FORECAST

POTENTIAL NET IMPACT
WOULD RESULT IN A

\$229,524

FAVORABLE IMPACT ON THE
CASH BALANCE

2. VARIANCE AND CASH BALANCE COMPARISON



CURRENT MONTHLY CASH FLOW
ESTIMATES A JUNE 30, 2022 CASH
BALANCE OF

\$47,005,919

Current monthly cash flow estimates, including actual data through January indicate that the June 30, 2022 cash balance will be \$47,005,919, which is \$229,524 more than the five year forecast of \$46,776,395.

June 30 ESTIMATED CASH
BALANCE IS

\$229,524

MORE THAN THE
FORECAST/BUDGET AMOUNT

3. FISCAL YEAR 2022 REVENUE SHORTFALL/SURPLUS ANALYSIS (BASED UPON ACTUAL/ESTIMATED VARIANCE)

FY 2021 June Cash
Balance

\$50,556,111

Estimated
FY 2022 June
Cash Balance

\$47,005,919

OPERATING DEFICIT OF

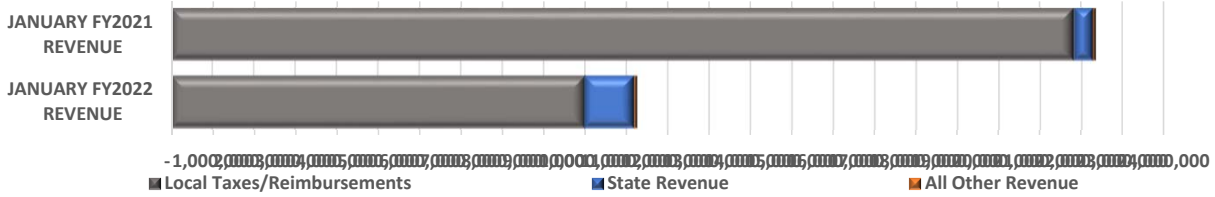
\$(3,550,192)

WILL DECREASE THE CASH BALANCE
BY THE END OF THE FISCAL YEAR

Current cash flow monthly trend-estimates indicate this year's ending June 30 cash balance will DECREASE \$3,550,192 compared to last fiscal year ending June 30. This shortfall outcome is the result of the cash flow revenue estimate of \$99,625,099 totaling more than estimated cash flow expenditures of \$103,175,291.

FISCAL YEAR 2022 MONTHLY REVENUE ANALYSIS - JANUARY

1. JANUARY REVENUE COLLECTIONS COMPARED TO PRIOR YEAR



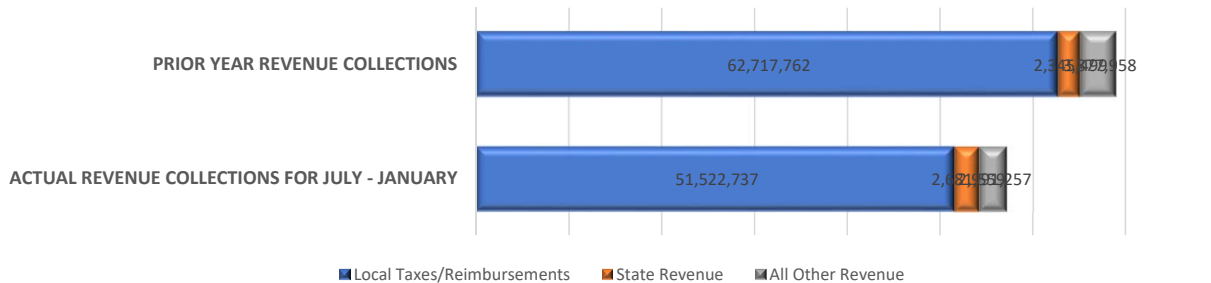
	Actual Revenue Collections For January	Prior Year Revenue Collections	Actual Compared to Last Year
Local Taxes/Reimbursements	9,974,700	21,817,925	▼ (11,843,225)
State Revenue	1,220,649	468,518	▲ 752,131
All Other Revenue	67,497	65,379	▲ 2,118
Total Revenue	11,262,846	22,351,822	▼ (11,088,976)

Actual revenue for the month was down

\$11,088,976
compared to last year.

Overall total revenue for January is down -49.6% (-\$11,088,976). The largest change in this January's revenue collected compared to January of FY2021 is lower local taxes (-\$11,843,225) and higher unrestricted grants in aid (\$476,750). A single month's results can be skewed compared to a prior year because of the timing of revenue received. The fiscal year-to-date results, when involving additional months of revenue activity can provide more insight.

2. ACTUAL REVENUE RECEIVED THROUGH JANUARY COMPARED TO THE PRIOR YEAR



	Actual Revenue Collections For July - January	Prior Year Revenue Collections For July - January	Current Year Compared to Last Year
Local Taxes/Reimbursements	51,522,737	62,717,762	▼ (11,195,026)
State Revenue	2,681,559	2,345,499	▲ 336,060
All Other Revenue	2,991,257	3,877,958	▼ (886,701)
Total Revenue	57,195,552	68,941,219	▼ (11,745,667)

COMPARED TO THE SAME PERIOD, TOTAL REVENUES ARE

\$11,745,667
LOWER THAN THE PREVIOUS YEAR

Fiscal year-to-date General Fund revenue collected totaled \$57,195,552 through January, which is -\$11,745,667 or -17.7% lower than the amount collected last year. The largest difference in revenue when comparing current year-to-date revenue collected through January to the same period last year is local taxes revenue coming in -\$11,259,877 lower compared to the previous year, followed by advances in coming in -\$748,563 lower.

FISCAL YEAR 2022 REVENUE ANALYSIS - JULY - JANUARY

3. POSSIBLE CASH FLOW VARIANCE FROM FORECAST DUE TO FYTD ACTUAL RESULTS

CURRENT YEAR-TO-DATE REVENUE COLLECTIONS INDICATE A
\$266,704
UNFAVORABLE COMPARED TO FORECAST

	Forecast Annual Revenue Estimates	Cash Flow Actual/Estimated Calculated Annual Amount	Current Year Forecast Compared to Actual/Estimated
Loc. Taxes/Reimbur.	91,695,079	91,683,230	(11,849)
State Revenue	3,633,769	3,479,814	(153,955)
All Other Revenue	4,562,955	4,462,056	(100,899)
Total Revenue	99,891,803	99,625,099	(266,704)

The top two categories (unrestricted grants in aid and miscellaneous receipts), represents 84.1% of the variance between current revenue estimates and the amounts projected in the five year forecast.

The total variance of \$266,704 (current revenue estimates vs. amounts projected in the five year forecast) is equal to .27% forecast annual revenue

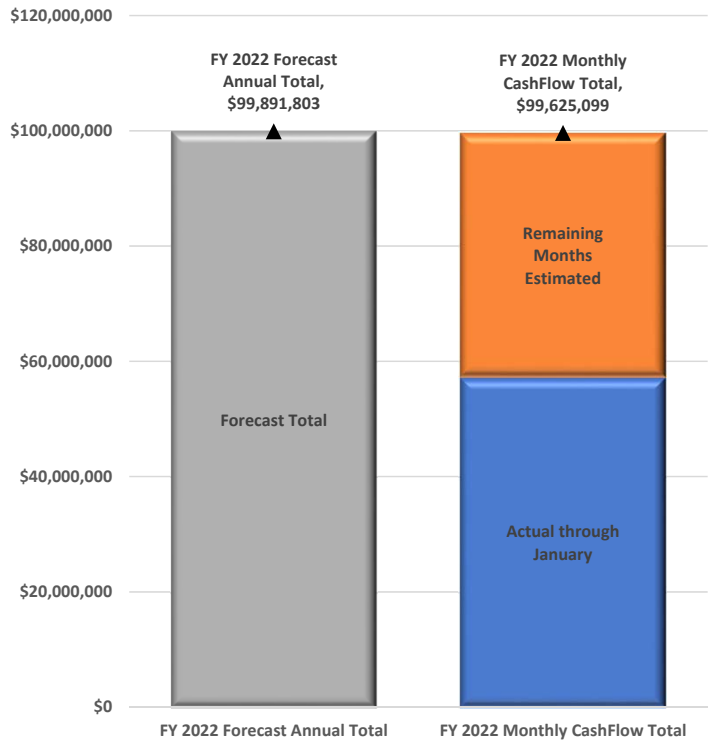
Top Forecast vs. Cash Flow Actual/Estimated Amounts

Variance Based on Actual/Estimated Annual Amount	Expected Over/(Under) Forecast
Unrestricted Grants In Aid ▼	(162,022)
Miscellaneous Receipts ▼	(62,358)
Investment Earnings ▼	(61,631)
Local Taxes ▼	(25,302)
All Other Revenue Categories ▲	44,611
Total Revenue ▼	(266,703)

4. REVENUE VARIANCE ANALYSIS OF POTENTIAL IMPACT

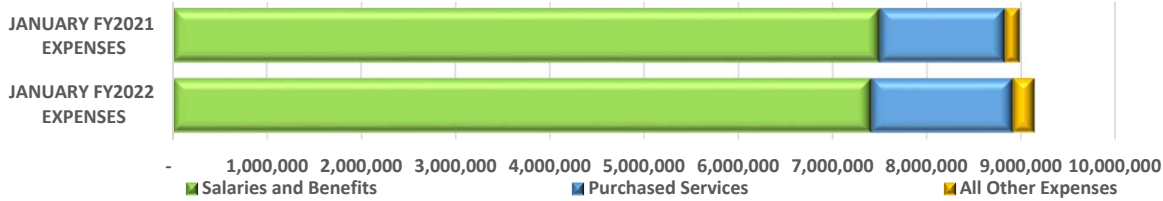
Results through January indicate an unfavorable variance of \$266,704 compared to the forecast total annual revenue. This means the forecast cash balance could be reduced.

The fiscal year is 58% complete. Monthly cash flow, comprised of 7 actual months plus 5 estimated months indicates revenue totaling \$99,625,099 which is -\$266,704 less than total revenue projected in the district's current forecast of \$99,891,803



FISCAL YEAR 2022 MONTHLY EXPENDITURE ANALYSIS - JANUARY

1. JANUARY EXPENDITURES COMPARED TO PRIOR YEAR



	Actual Expenses For January	Prior Year Expenditure Incurred	Actual Compared to Last Year
Salaries and Benefits	7,413,512	7,503,790	▼ (90,279)
Purchased Services	1,498,121	1,323,134	▲ 174,987
All Other Expenses	227,674	158,754	▲ 68,920
Total Expenditures	9,139,306	8,985,678	▲ 153,629



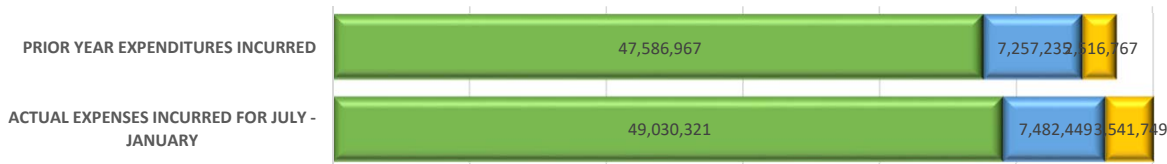
Actual expenses for the month was up

\$153,629

compared to last year.

Overall total expenses for January are up 1.7% (\$153,629). The largest change in this January's expenses compared to January of FY2021 is lower insurance certified (-\$228,757), higher professional and technical services (\$212,051) and lower certified other compensation (-\$156,063). A single month's results can be skewed compared to a prior year because of the timing when expenses are incurred. The fiscal year-to-date results, when involving additional months of expense activity can provide more insight.

2. ACTUAL EXPENSES INCURRED THROUGH JANUARY COMPARED TO THE PRIOR YEAR



	Actual Expenses For July - January	Prior Year Expenditures Incurred	Actual Compared to Last Year
Salaries and Benefits	49,030,321	47,586,967	▲ 1,443,354
Purchased Services	7,482,449	7,257,235	▲ 225,213
All Other Expenses	3,541,749	2,516,767	▲ 1,024,982
Total Expenditures	60,054,519	57,360,969	▲ 2,693,550

Compared to the same period, total expenditures are

\$2,693,550

higher than the previous year

Fiscal year-to-date General Fund expenses totaled \$60,054,519 through January, which is \$2,693,550 or 4.7% higher than the amount expended last year. The largest difference in expenditures when comparing current year-to-date expenditures through January to the same period last year is that regular certified salaries costs are \$934,668 higher compared to the previous year, followed by transfers out coming in \$605,100 higher and tuition and similar payments coming in -\$546,089 lower.

FISCAL YEAR 2022 EXPENDITURE ANALYSIS - JULY - JANUARY

3. POSSIBLE CASH FLOW VARIANCE FROM FORECAST DUE TO FYTD ACTUAL RESULTS

**CURRENT YEAR-TO-DATE
EXPENDITURES INDICATE A**

\$496,227

**FAVORABLE COMPARED TO
FORECAST**

	Forecasted Annual Expenses	Cash Flow Actual/Estimated Calculated Annual Amount	Forecasted amount compared to Actual/Estimated
Salaries and Benefits	83,708,311	83,802,835	▲ 94,524
Purchased Services	14,282,464	13,837,026	▼ (445,438)
All Other Expenses	5,680,743	5,535,430	▼ (145,313)
Total Expenditures	103,671,518	103,175,291	▼ (496,227)

The top two categories (dues and fees and professional and technical services), represents 95.8% of the variance between current expense estimates and the amounts projected in the five year forecast.

The total variance of \$496,227 (current expense estimates vs. amounts projected in the five year forecast) is equal to .5% of the total Forecasted annual expenses.

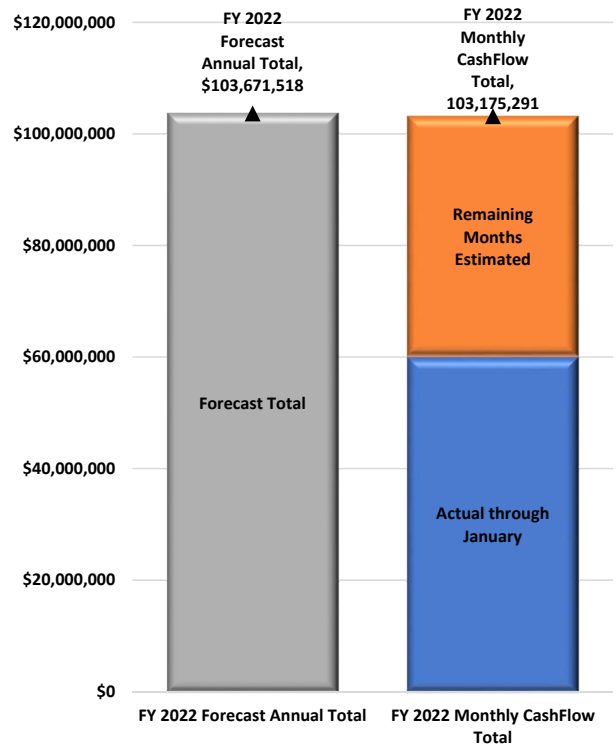
Top Forecast vs. Cash Flow Actual/Estimated Amounts

Variance Based on Actual/Estimated Annual Amount	Expected Over/(Under) Forecast
Dues and Fees ▼	(248,075)
Professional and Technical Services ▼	(227,212)
Tuition and Similar Payments ▼	(130,495)
Insurance Certified ▼	(121,641)
All Other Expense Categories ▲	231,195
Total Expenses ▼	(496,228)

4. EXPENDITURE VARIANCE ANALYSIS OF POTENTIAL IMPACT

Results through January indicate that Fiscal Year 2022 actual/estimated expenditures could total \$103,175,291 which has a favorable expenditure variance of \$496,227. This means the forecast cash balance could be improved.

The fiscal year is approximately 58% complete. Monthly cash flow, comprised of 7 actual months plus 5 estimated months indicates expenditures totaling \$103,175,291 which is -\$496,227 less than total expenditures projected in the district's current forecast of \$103,671,518



SUMMARY OF PHASE 1 PROJECTS IN THE BUILDING FUND

As of 1/31/2022

PROJECT	PROJECT ALLOCATIONS	EXPENDITURES	COMMITTED FUNDS
Barrington	\$ 28,304,625.57	\$ 27,615,696.71	\$ 688,928.86
Greensview	\$ 20,217,087.95	\$ 19,772,317.27	\$ 444,770.68
Tremont	\$ 15,381,294.69	\$ 15,350,503.45	\$ 30,791.24
Wickliffe	\$ 21,799,764.76	\$ 21,436,718.36	\$ 363,046.40
Windermere	\$ 22,099,612.72	\$ 20,173,825.60	\$ 1,925,787.12
*UAHS	\$ 119,617,772.68	\$ 115,578,903.61	\$ 4,038,869.07
Tremont Fields	\$ 1,762,909.46	\$ 1,760,319.61	\$ 2,589.85
District (expenses not allocated to projects)	\$ 3,063,638.35	\$ 2,824,034.65	\$ 239,603.70
	<u>\$ 232,246,706.18</u>	<u>\$ 224,512,319.26</u>	<u>\$ 7,734,386.92</u>

* excludes the \$5,000,000 of Legacy Campaign

Funds to be allocated to projects based on future change orders \$ 1,253,293.82

**Upper Arlington City Schools
Concentration Bank Reconciliation
January 31, 2022**

Description	Beg. Bal.	Receipts	Disburse	End. Bal.
Accounts				
Huntington Bank - General	6,209,442.72	16,845,603.70	14,369,558.37	8,685,488.05
Huntington Bank - Workers' Comp Acct	-		-	-
Star Ohio	5,877,678.66	519.37		5,878,198.03
Legacy Campaign	593,609.24	183,550.54		777,159.78
Board of Education	10,000.00		-	10,000.00
Wells Fargo - Worker's Comp	9,000.00			9,000.00
Arbiter Pay	18,859.00	10,000.00		28,859.00
Investments				
Huntington Investment Account - General	61,039,817.46	37,118.15		61,076,935.61
Huntington Investment Account - Building	14,455,263.20	22,881.40	2,052,144.80	12,425,999.80
Huntington Investment Account - Bond Retirement	-			-
Huntington Investment Account - Legacy	4,227,857.91	309.80		4,228,167.71
Columbus Foundation Legacy Fund	252,026.16	41,241.03		293,267.19
Outstanding Checks				
Less O/S checks prior month	(38,117.26)	-	(38,117.26)	-
Add: O/S checks current month	-	-	202,705.70	(202,705.70)
Less: Worker's Comp O/S prior Month		-		-
Add: Worker's Comp O/S current Month		-		-
Petty Cash Accounts:				
Early Childhood Program Petty Cash	50.00	-	-	50.00
Food Service (H.S.) Petty Cash	50.00	-	-	50.00
UAHS Book Store Change Funds	300.00	-	-	300.00
Nov				
Huntington Bank Adjustment	50.00		50.00	-
DEC				
Hartford overpayment	4,574.06			4,574.06
BANK TOTALS	92,660,461.15	17,141,223.99	16,586,341.61	93,215,343.53
BOOK TOTALS	92,660,461.15	2,942,051.56	26,544,551.44	93,215,343.53

Upper Arlington City Schools Cash Summary Report

Full Account Code	Description	Initial Cash	MTD Received	FYTD Received	MTD Expended	FYTD Expended	Fund Balance	Encumbrance	Unencumbered Balance
Fund:	001								
001-0000	General Fund	\$ 50,452,208.74	\$ 11,262,845.84	\$ 57,195,531.14	\$ 9,139,306.24	\$ 60,009,176.85	\$ 47,638,563.03	\$ 6,761,621.02	\$ 40,876,942.01
001-9519	Legacy Capital Campaign	103,901.86	0.00	21.08	0.00	45,341.75	58,581.19	531.00	58,050.19
		\$ 50,556,110.60	\$ 11,262,845.84	\$ 57,195,552.22	\$ 9,139,306.24	\$ 60,054,518.60	\$ 47,697,144.22	\$ 6,762,152.02	\$ 40,934,992.20
Fund:	002								
002-0000	Bond Retirement Fund	6,552,650.87	1,663,100.00	9,240,816.51	0.00	9,717,734.80	6,075,732.58	4,703,685.30	1,372,047.28
		\$ 6,552,650.87	\$ 1,663,100.00	\$ 9,240,816.51	\$ 0.00	\$ 9,717,734.80	\$ 6,075,732.58	\$ 4,703,685.30	\$ 1,372,047.28
Fund:	003								
003-0000	Capital Project Fund	6,941,343.60	368,105.93	2,192,150.80	474,916.59	1,820,793.28	7,312,701.12	3,063,062.80	4,249,638.32
		\$ 6,941,343.60	\$ 368,105.93	\$ 2,192,150.80	\$ 474,916.59	\$ 1,820,793.28	\$ 7,312,701.12	\$ 3,063,062.80	\$ 4,249,638.32
Fund:	004								
004-9017	2017 Construction & Renovations	44,794,901.42	22,881.40	230,265.05	2,309,791.24	33,102,106.60	11,923,059.87	8,012,312.97	3,910,746.90
		\$ 44,794,901.42	\$ 22,881.40	\$ 230,265.05	\$ 2,309,791.24	\$ 33,102,106.60	\$ 11,923,059.87	\$ 8,012,312.97	\$ 3,910,746.90
Fund:	006								
006-0000	Food Service Fund	208,042.63	251,403.42	1,663,052.97	195,568.90	1,386,200.29	484,895.31	209,574.45	275,320.86
		\$ 208,042.63	\$ 251,403.42	\$ 1,663,052.97	\$ 195,568.90	\$ 1,386,200.29	\$ 484,895.31	\$ 209,574.45	\$ 275,320.86
Fund:	007								
007-9000	Unclaimed Funds	12,893.74	0.00	(427.47)	0.00	0.00	12,466.27	0.00	12,466.27
007-9004	BECS Building Fund Reserve	23,211.70	0.00	7.23	0.00	0.00	23,218.93	0.00	23,218.93
007-9009	Classified Account Fund	2,197.03	0.00	0.00	0.00	0.00	2,197.03	0.00	2,197.03
007-9010	Barrington Fundraising	0.00	0.00	3,641.75	0.00	3,641.75	0.00	0.00	0.00
007-9040	Greensview Fundraiser	0.00	0.00	10,000.00	7,026.10	10,000.00	0.00	0.00	0.00
007-9045	Greensview Staff/Flower Fund	0.00	109.74	109.74	0.00	0.00	109.74	0.00	109.74
007-9055	Tremont Staff/Flower Fund	835.01	3.15	1,083.15	150.00	285.68	1,632.48	0.00	1,632.48
007-9060	Wickliffe Fundraiser	0.00	0.00	312.00	0.00	312.00	0.00	0.00	0.00
007-9066	Wickliffe Flower Fund	1,036.61	0.00	0.00	0.00	104.45	932.16	500.00	432.16
007-9080	Hastings Flower Fund	169.65	0.00	2,000.00	0.00	1,256.92	912.73	810.03	102.70
007-9091	Jones Scholarships	14,184.14	0.00	1,000.00	0.00	4,539.00	10,645.14	0.00	10,645.14
007-9170	Winderemere Flower Fund	0.00	0.00	45.80	0.00	0.00	45.80	0.00	45.80
007-9250	Central Office Staff Fund	1,163.39	0.00	0.29	0.00	0.00	1,163.68	0.00	1,163.68
007-9251	Leadership Team Fund	742.57	0.00	0.00	0.00	0.00	742.57	0.00	742.57
007-9252	Burbank Office Fund	1,950.46	0.00	67.91	0.00	0.00	2,018.37	0.00	2,018.37
007-9254	Operational Services Staff Fund	733.46	0.00	42.03	0.00	0.00	775.49	0.00	775.49
007-9255	Transportation Staff Fund	1,360.23	14.22	108.57	0.00	0.00	1,468.80	0.00	1,468.80
007-9256	Central Office Flower Fund	168.97	0.00	0.00	0.00	0.00	168.97	0.00	168.97
007-9257	District Trust Account	37,514.09	0.00	0.00	0.00	1,221.48	36,292.61	0.00	36,292.61
007-9259	Jones Staff Fund	282.64	0.00	0.00	0.00	0.00	282.64	0.00	282.64
007-9802	Hastings Student Community	22,261.42	0.00	0.00	0.00	0.00	22,261.42	0.00	22,261.42

Upper Arlington City Schools Cash Summary Report

Full Account Code	Description	Initial Cash	MTD Received	FYTD Received	MTD Expended	FYTD Expended	Fund Balance	Encumbrance	Unencumbered Balance
Fund									
007-9804	Hastings Fundraiser	\$ 0.00	\$ 0.00	\$ 5,674.64	\$ 1,454.46	\$ 5,674.64	\$ 0.00	\$ 0.00	\$ 0.00
007-9904	BECS Family Fund	10,548.45	0.00	711.45	0.00	0.00	11,259.90	0.00	11,259.90
		\$ 131,253.56	\$ 127.11	\$ 24,377.09	\$ 8,630.56	\$ 27,035.92	\$ 128,594.73	\$ 1,310.03	\$ 127,284.70
Fund:	009								
009-9010	USS Barrington	125.00	100.00	18,570.00	736.79	10,909.37	7,785.63	343.78	7,441.85
009-9040	USS Greensview	3,666.34	50.00	11,575.00	1,440.31	10,584.34	4,657.00	374.30	4,282.70
009-9050	USS Tremont	7,708.17	200.00	17,135.00	0.00	8,652.96	16,190.21	0.00	16,190.21
009-9060	USS Wickliffe	2,462.85	100.00	10,410.00	534.88	5,553.15	7,319.70	913.22	6,406.48
009-9070	USS Windermere	20,381.60	175.00	12,895.00	1,874.04	9,617.58	23,659.02	545.47	23,113.55
009-9080	USS Hastings	1,100.82	128.50	16,554.21	0.00	7,397.84	10,257.19	1,069.90	9,187.29
009-9090	USS Jones	14,696.90	199.50	18,445.11	122.58	8,421.40	24,720.61	1,578.93	23,141.68
009-9091	Jones USF Phys Ed.	149.73	0.00	0.00	0.00	0.00	149.73	0.00	149.73
009-9100	USS High School Workbooks	10,107.74	0.00	0.00	994.46	994.46	9,113.28	50.60	9,062.68
009-9102	USS High School - Art	8,975.17	7,645.00	30,460.00	5,954.70	17,246.17	22,189.00	3,778.37	18,410.63
009-9103	USS High School - Industrial Tech	2,242.48	0.00	0.00	0.00	0.00	2,242.48	0.00	2,242.48
009-9113	USS UAHS - Science	21,240.28	1,230.00	30,885.00	4,746.64	20,074.18	32,051.10	9,095.59	22,955.51
009-9903	Jones Life Skills Fund	4,040.38	0.00	0.00	0.00	0.00	4,040.38	0.00	4,040.38
		\$ 96,897.46	\$ 9,828.00	\$ 166,929.32	\$ 16,404.40	\$ 99,451.45	\$ 164,375.33	\$ 17,750.16	\$ 146,625.17
Fund:	018								
018-9000	Principal Fund-District Wide	0.00	0.00	2,735.87	0.00	2,735.87	0.00	0.00	0.00
018-9005	BECS Principal Account	10,522.36	0.00	846.00	0.00	0.00	11,368.36	0.00	11,368.36
018-9010	Barrington Principal Fund	25,223.59	0.00	4,918.58	524.40	9,310.65	20,831.52	2,050.05	18,781.47
018-9040	Greensview Principal Fund	61,310.14	(96.90)	3,063.65	2,940.25	8,186.23	56,187.56	0.00	56,187.56
018-9050	Tremont Principal Fund	189.30	0.00	3,880.54	432.75	1,503.57	2,566.27	469.39	2,096.88
018-9060	Wickliffe Principal Fund	6,888.32	0.00	17,329.62	250.79	16,532.97	7,684.97	540.00	7,144.97
018-9070	Windermere Principal Fund	12,226.12	1,767.17	6,373.29	1,767.17	6,692.82	11,906.59	140.00	11,766.59
018-9080	Hastings Principal Fund	19,348.57	162.44	18,049.72	5,069.99	11,891.35	25,506.94	970.32	24,536.62
018-9090	Jones Principal Fund	6,137.17	10.60	5,856.96	228.88	3,041.75	8,952.38	1,900.52	7,051.86
018-9100	High School Principal Fund	28,171.53	208.70	15,490.98	979.84	11,754.08	31,908.43	6,675.27	25,233.16
018-9104	IB Testing	360.00	0.00	240.00	0.00	0.00	600.00	0.00	600.00
018-9105	Transcript Process	28,881.56	1,707.90	11,740.83	558.84	1,059.35	39,563.04	1,304.00	38,259.04
018-9110	HS AP Fund	138,453.06	45.00	165.00	724.05	5,767.32	132,850.74	1,339.92	131,510.82
018-9258	DCAPP Fund	0.00	0.00	0.00	0.00	300.00	(300.00)	0.00	(300.00)
		\$ 337,711.72	\$ 3,804.91	\$ 90,691.04	\$ 13,476.96	\$ 78,775.96	\$ 349,626.80	\$ 15,389.47	\$ 334,237.33
Fund:	019								
019-9000	Other Grants-District Wide	20,194.87	0.00	24,917.00	0.00	15,585.00	29,526.87	3,395.00	26,131.87
019-9001	DRA	541,085.98	0.00	26,314.77	26,044.85	63,665.71	503,735.04	105.24	503,629.80
019-9006	Cultural Links	6,864.61	0.00	0.00	0.00	0.00	6,864.61	0.00	6,864.61

Upper Arlington City Schools Cash Summary Report

Full Account Code	Description	Initial Cash	MTD Received	FYTD Received	MTD Expended	FYTD Expended	Fund Balance	Encumbrance	Unencumbered Balance
019-9009	Golden Bear A-Z	\$ 154.40	\$ 0.00	\$ 96.00	\$ 0.00	\$ 250.40	\$ 0.00	\$ 0.00	\$ 0.00
019-9021	ADAMH Grant	0.00	0.00	46,145.00	0.00	46,145.00	0.00	0.00	0.00
019-9066	Wickliffe MH Local Grant	805.92	0.00	0.00	0.00	186.97	618.95	0.00	618.95
019-9067	Wickliffe-UZIT	150.00	0.00	0.00	0.00	0.00	150.00	0.00	150.00
019-9093	Borghgi Digital Library Fund	11,011.97	0.00	0.00	0.00	0.00	11,011.97	0.00	11,011.97
019-9100	Conley Media Literacy Fund	2,702.42	0.00	0.00	386.00	465.98	2,236.44	0.00	2,236.44
019-9101	UAHS Athletic Complex	36,996.40	10,220.00	10,220.00	0.00	0.00	47,216.40	10,210.00	37,006.40
019-9103	UA Rotary Foundation Fund	2,014.38	0.00	0.00	0.00	0.00	2,014.38	0.00	2,014.38
019-9105	Auditorium - UAHS	95,008.79	0.00	0.00	525.00	3,036.86	91,971.93	4,487.00	87,484.93
019-9114	21st Century Fund	6,300.00	0.00	0.00	0.00	6,300.00	0.00	0.00	0.00
019-9116	Digital Conversion Protection Plan	180,094.38	2,966.00	127,958.50	0.00	164,323.71	143,729.17	5,095.10	138,634.07
019-9200	Grant/ Advertising - Arlington Bank PNC	29,932.08	0.00	0.00	8,050.07	23,449.07	6,483.01	0.00	6,483.01
019-9203	Pepsi/Other	109,543.07	0.00	37,261.61	0.00	10,877.20	135,927.48	98,547.79	37,379.69
019-9801	HASTINGS AMLE GRANT	3,776.18	0.00	0.00	0.00	0.00	3,776.18	0.00	3,776.18
019-9904	BECS-Library Fund	394.80	0.00	0.00	0.00	0.00	394.80	0.00	394.80
Fund: 020		\$ 1,047,030.25	\$ 13,186.00	\$ 272,912.88	\$ 35,005.92	\$ 334,285.90	\$ 985,657.23	\$ 121,840.13	\$ 863,817.10
020-9000	School Age Child Care Fund	755,538.98	82,147.50	349,587.00	40,662.47	688,798.34	416,327.64	28,063.04	388,264.60
020-9004	BECS Early Childhood Program Fund	313,098.04	191,393.08	1,216,769.75	129,685.68	824,728.38	705,139.41	63,217.87	641,921.54
020-9006	Summer Academy	39,291.88	0.00	0.00	0.00	4,114.96	35,176.92	0.00	35,176.92
020-9054	Personnel Fund - Background Checks	1,432.50	810.00	8,670.00	787.75	14,539.00	(4,436.50)	1,315.50	(5,752.00)
Fund: 022		\$ 1,109,361.40	\$ 274,350.58	\$ 1,575,026.75	\$ 171,135.90	\$ 1,532,180.68	\$ 1,152,207.47	\$ 92,596.41	\$ 1,059,611.06
022-0000	Agency Fund - UAEA	1,816.52	14,269.25	28,538.50	4,563.59	18,337.66	12,017.36	0.00	12,017.36
022-9181	UAHS Tournament Account	8,291.27	0.00	13,581.50	226.80	12,132.15	9,740.62	0.00	9,740.62
Fund: 024		\$ 10,107.79	\$ 14,269.25	\$ 42,120.00	\$ 4,790.39	\$ 30,469.81	\$ 21,757.98	\$ 0.00	\$ 21,757.98
024-9001	Self Insurance - Medical	9,273,907.90	1,031,670.26	7,169,554.32	1,132,741.07	7,406,812.16	9,036,650.06	1,423,829.11	7,612,820.95
024-9005	Workers Compensation - Self Insurance	715,294.05	6,952.96	47,334.52	11,553.26	101,536.06	661,092.51	40,421.19	620,671.32
Fund: 026		\$ 9,989,201.95	\$ 1,038,623.22	\$ 7,216,888.84	\$ 1,144,294.33	\$ 7,508,348.22	\$ 9,697,742.57	\$ 1,464,250.30	\$ 8,233,492.27
026-0000	Employee Benefits Fund	483,384.35	105,970.09	738,291.53	102,945.45	711,468.38	510,207.50	22,390.26	487,817.24
Fund: 027		\$ 483,384.35	\$ 105,970.09	\$ 738,291.53	\$ 102,945.45	\$ 711,468.38	\$ 510,207.50	\$ 22,390.26	\$ 487,817.24
027-9017	Workers Comp (OCIP) - Self Insurance	470,985.25	0.00	0.00	3,899.89	116,351.57	354,633.68	28,823.44	325,810.24
Fund: 027		\$ 470,985.25	\$ 0.00	\$ 0.00	\$ 3,899.89	\$ 116,351.57	\$ 354,633.68	\$ 28,823.44	\$ 325,810.24

Upper Arlington City Schools Cash Summary Report

Full Account Code	Description	Initial Cash	MTD Received	FYTD Received	MTD Expended	FYTD Expended	Fund Balance	Encumbrance	Unencumbered Balance
Fund:	035								
035-0000	Termination Benefits Fund	\$ 750,000.00	\$ 0.00	\$ 1,000,000.00	\$ 456,161.93	\$ 1,279,802.37	\$ 470,197.63	\$ 0.00	\$ 470,197.63
		\$ 750,000.00	\$ 0.00	\$ 1,000,000.00	\$ 456,161.93	\$ 1,279,802.37	\$ 470,197.63	\$ 0.00	\$ 470,197.63
Fund:	070								
070-9519	Legacy Capital Projects	5,254,668.28	225,101.37	1,035,918.08	25,389.30	1,078,080.26	5,212,506.10	5,191,782.00	20,724.10
		\$ 5,254,668.28	\$ 225,101.37	\$ 1,035,918.08	\$ 25,389.30	\$ 1,078,080.26	\$ 5,212,506.10	\$ 5,191,782.00	\$ 20,724.10
Fund:	200								
200-9100	High School Arlingtonian	1,354.70	95.35	19,257.84	2,450.00	10,839.76	9,772.78	9,546.21	226.57
200-9101	High School Service Club Fund	2,624.09	0.00	0.00	0.00	0.00	2,624.09	0.00	2,624.09
200-9102	High School Environmental Club Fund	1,660.54	0.00	0.00	0.00	0.00	1,660.54	0.00	1,660.54
200-9103	High School Norwester Fund	38,797.61	0.00	590.00	0.00	10,244.85	29,142.76	27,966.00	1,176.76
200-9104	High School Art Club	271.99	0.00	0.00	0.00	0.00	271.99	0.00	271.99
200-9105	High School Debate Fund	1,120.09	335.00	6,472.51	85.00	3,178.08	4,414.52	1,609.50	2,805.02
200-9106	High School Drama Club Fund	7,320.02	0.00	3,656.65	240.00	2,736.85	8,239.82	402.11	7,837.71
200-9107	High School In The Know Fund	9,818.61	0.00	0.00	0.00	49.00	9,769.61	0.00	9,769.61
200-9108	High School Spirit Club Fund	2,335.77	581.00	1,115.00	750.00	1,240.00	2,210.77	0.00	2,210.77
200-9109	UAHS Medical Club	497.33	0.00	0.00	0.00	0.00	497.33	0.00	497.33
200-9111	High School Student Council Fund	2,668.13	0.00	32,302.50	297.93	14,914.47	20,056.16	1,825.00	18,231.16
200-9114	High School WARL TV Fund	52.00	0.00	0.00	0.00	0.00	52.00	0.00	52.00
200-9115	High School Science Club Fund	9,807.93	0.00	0.00	0.00	0.00	9,807.93	0.00	9,807.93
200-9117	High School Fencing Fund	982.31	0.00	0.00	0.00	0.00	982.31	0.00	982.31
200-9119	High School Global Language Fund	4,737.31	0.00	0.00	0.00	0.00	4,737.31	0.00	4,737.31
200-9120	High School Math Club Fund	1,873.05	0.00	0.00	0.00	0.00	1,873.05	0.00	1,873.05
200-9123	High School Chess Club Fund	877.73	0.00	0.00	0.00	0.00	877.73	0.00	877.73
200-9125	High School Photo Club Fund	770.18	0.00	0.00	0.00	0.00	770.18	0.00	770.18
200-9127	High School Science Fair Activity Acct.	2,051.35	0.00	0.00	0.00	0.00	2,051.35	0.00	2,051.35
200-9128	High School JSA Club	931.66	0.00	0.00	0.00	0.00	931.66	0.00	931.66
200-9130	UA IDEA DAY	12,934.63	0.00	0.00	0.00	0.00	12,934.63	0.00	12,934.63
200-9165	High School Class of 2025	0.00	0.00	365.64	0.00	0.00	365.64	0.00	365.64
200-9166	High School German Club	1,154.09	0.00	0.00	0.00	0.00	1,154.09	0.00	1,154.09
200-9167	High School French Club	111.29	0.00	0.00	0.00	0.00	111.29	0.00	111.29
200-9169	High School Spanish Club	685.14	0.00	1,110.00	0.00	974.00	821.14	0.00	821.14
200-9170	High School Class of 2020	3,206.50	0.00	0.00	0.00	3,206.50	0.00	0.00	0.00
200-9172	High School Class of 2021	10,126.58	0.00	4,815.00	0.00	10,522.62	4,418.96	220.01	4,198.95
200-9174	High School Class of 2024	0.00	7,575.76	13,183.28	5,018.00	5,325.05	7,858.23	815.50	7,042.73
200-9176	High School Class of 2023	7,701.49	0.00	0.00	2,705.95	2,705.95	4,995.54	11,667.05	(6,671.51)
200-9178	High School-Class of 2022	14,253.78	0.00	0.00	0.00	0.00	14,253.78	250.00	14,003.78

Upper Arlington City Schools Cash Summary Report

Full Account Code	Description	Initial Cash	MTD Received	FYTD Received	MTD Expended	FYTD Expended	Fund Balance	Encumbrance	Unencumbered Balance
200-9179	High Engineering Club	\$ 2,221.08	\$ 0.00	\$ 0.00	\$ 0.00	\$ 0.00	\$ 2,221.08	\$ 275.63	\$ 1,945.45
200-9180	Class of 2021 - Senior Celebration	4,357.95	0.00	100.00	0.00	4,457.95	0.00	0.00	0.00
200-9182	High School First Robotics	25,989.60	0.00	4,000.00	0.00	4,000.00	25,989.60	12,538.00	13,451.60
200-9183	Class of 2020 - Senior Celebration	9,798.61	0.00	0.00	0.00	9,798.61	0.00	0.00	0.00
200-9184	Class of 2024 Senior Celebration	0.00	0.00	3,300.00	0.00	0.00	3,300.00	0.00	3,300.00
200-9185	Class of 2025 Senior Celebration	0.00	0.00	3,300.00	0.00	0.00	3,300.00	0.00	3,300.00
200-9199	High School Scholarship Fund	5,767.07	0.00	0.00	0.00	0.00	5,767.07	0.00	5,767.07
200-9802	Hastings Drama Club Fund	17,043.86	630.00	685.00	750.00	1,130.97	16,597.89	5,683.40	10,914.49
200-9804	Hastings Yearbook Fund	1,264.62	0.00	680.00	0.00	0.00	1,944.62	0.00	1,944.62
200-9806	Hastings French Club Fund	333.26	0.00	0.00	0.00	0.00	333.26	0.00	333.26
200-9807	Hastings German Club Fund	519.51	0.00	0.00	0.00	0.00	519.51	0.00	519.51
200-9808	Hastings Spanish Club Fund	134.14	0.00	0.00	0.00	0.00	134.14	0.00	134.14
200-9809	Hastings Life Skills Fund	3,515.20	0.00	0.00	197.24	938.13	2,577.07	600.00	1,977.07
200-9814	Hastings MS Literary Magazine	867.91	0.00	0.00	0.00	0.00	867.91	0.00	867.91
200-9815	Hastings MS Robotics Club	1,682.06	0.00	0.00	0.00	0.00	1,682.06	0.00	1,682.06
200-9825	Hastings Service Club Fund	72.34	0.00	0.00	0.00	0.00	72.34	0.00	72.34
200-9826	Hastings Class of 2027	0.00	0.00	4,400.00	0.00	638.09	3,761.91	0.00	3,761.91
200-9827	Hastings Class of 2024	4,553.39	0.00	0.00	0.00	4,553.39	0.00	0.00	0.00
200-9828	Hastings Class of 2025	4,059.77	0.00	0.00	0.00	4,059.77	0.00	0.00	0.00
200-9829	HASTINGS CLASS 2028	0.00	0.00	4,325.00	0.00	663.10	3,661.90	0.00	3,661.90
200-9830	Hastings Class of 2026	3,120.00	0.00	4,375.00	0.00	563.12	6,931.88	0.00	6,931.88
200-9901	Jones Fall Production Fund	25,945.37	0.00	29,632.20	2,311.75	15,194.98	40,382.59	4,014.40	36,368.19
200-9904	Jones Student Council Fund	1,149.66	0.00	0.00	0.00	0.00	1,149.66	0.00	1,149.66
200-9905	Jones Yearbook Fund	46,195.03	425.00	665.00	0.00	1,123.00	45,737.03	0.00	45,737.03
200-9911	Jones German Club	205.00	0.00	0.00	0.00	0.00	205.00	0.00	205.00
200-9921	Jones Class of 2028	0.00	0.00	5,075.00	0.00	0.00	5,075.00	0.00	5,075.00
200-9922	Jones Class of 2027	0.00	0.00	4,775.00	0.00	0.00	4,775.00	0.00	4,775.00
200-9926	Jones Class of 2025	296.99	0.00	0.00	0.00	296.99	0.00	0.00	0.00
200-9927	Jones Class of 2026	1,469.90	0.00	5,075.00	0.00	0.00	6,544.90	0.00	6,544.90
200-9928	Jones Class of 2024	1,054.13	0.00	0.00	0.00	1,054.13	0.00	0.00	0.00
		\$ 302,342.35	\$ 9,642.11	\$ 153,255.62	\$ 14,805.87	\$ 114,409.36	\$ 341,188.61	\$ 77,412.81	\$ 263,775.80
Fund:	300								
300-9001	Booster/PTO Supplementals	19,231.75	4,550.78	99,951.40	836.55	58,944.49	60,238.66	0.00	60,238.66
300-9010	Barrington School Library Fund	3,685.03	0.00	9.81	0.00	0.00	3,694.84	0.00	3,694.84
300-9050	Tremont Library Fund	2,274.66	(20.00)	0.00	0.00	0.00	2,274.66	0.00	2,274.66
300-9060	Wickliffe Library Fund	1,276.45	72.79	2,804.58	56.16	56.16	4,024.87	134.03	3,890.84
300-9070	Windermere Library Fund	2,476.11	15.00	11,107.28	0.00	9,913.31	3,670.08	2,103.69	1,566.39
300-9126	High School National Art Honor Society	2,316.81	0.00	0.00	0.00	0.00	2,316.81	0.00	2,316.81

Upper Arlington City Schools Cash Summary Report

Full Account Code	Description	Initial Cash	MTD Received	FYTD Received	MTD Expended	FYTD Expended	Fund Balance	Encumbrance	Unencumbered Balance
300-9128	High School - Community High School Fund	\$ 1,090.86	\$ 0.00	\$ 6,919.55	\$ 0.00	\$ 0.00	\$ 8,010.41	\$ 0.00	\$ 8,010.41
300-9129	High School Science National Honor Society	90.30	0.00	0.00	0.00	0.00	90.30	0.00	90.30
300-9130	Rise Cafe - Highschool	12,966.38	2,909.33	15,555.36	2,224.22	12,665.73	15,856.01	2,909.62	12,946.39
300-9133	High School Learning Center Fund	4,137.86	0.00	0.00	0.00	19.94	4,117.92	0.00	4,117.92
300-9137	High School Bear Paws Fund	3,159.60	0.00	1,000.00	0.00	246.45	3,913.15	0.00	3,913.15
300-9140	High School Literary Magazine Fund	522.31	0.00	0.00	0.00	324.00	198.31	0.00	198.31
300-9141	High School Store Fund	153,732.21	2,013.47	50,939.34	2,481.06	31,015.25	173,656.30	11,850.28	161,806.02
300-9143	High School Band Fund	5,827.00	0.00	1,900.00	0.00	0.00	7,727.00	1,095.00	6,632.00
300-9144	High School Orchestra Fund	1,830.10	432.00	7,472.50	2,502.44	4,722.78	4,579.82	1,478.50	3,101.32
300-9145	High School Athletic Fund	40,155.98	18,088.00	272,301.76	16,458.91	126,598.88	185,858.86	37,239.21	148,619.65
300-9148	HIGH SCHOOL PRINT SHOP	3,134.79	0.00	730.50	430.95	996.83	2,868.46	100.00	2,768.46
300-9150	High School Lacrosse Fund	250.00	0.00	0.00	0.00	0.00	250.00	0.00	250.00
300-9152	High School Student Account Fund	8,226.27	0.00	1,068.00	0.00	532.00	8,762.27	0.00	8,762.27
300-9154	High School Vocal Music	5,743.95	0.00	1,900.00	0.00	0.00	7,643.95	2,000.00	5,643.95
300-9158	Girl Basketball Camp	10,191.78	0.00	0.00	466.60	966.60	9,225.18	5,299.96	3,925.22
300-9159	Wrestling Camp	1,211.71	0.00	0.00	0.00	0.00	1,211.71	0.00	1,211.71
300-9160	Girls Volleyball Camp	7,225.00	0.00	2,397.14	0.00	10,967.75	(1,345.61)	0.00	(1,345.61)
300-9166	ESL	779.45	0.00	0.00	0.00	0.00	779.45	0.00	779.45
300-9168	High School R&D Lab	15,252.81	0.00	3,000.00	0.00	5,043.82	13,208.99	1,600.00	11,608.99
300-9169	High School Ambassadors of Change	200.00	0.00	0.00	0.00	0.00	200.00	0.00	200.00
300-9210	Barrington Field Trip	10,339.66	0.00	0.00	0.00	3,412.10	6,927.56	2,132.24	4,795.32
300-9240	Greensview Field Trip	11,124.23	2,100.00	2,100.00	447.66	1,812.82	11,411.41	4,135.64	7,275.77
300-9250	Tremont Field Trip	0.00	0.00	0.00	0.00	0.00	0.00	811.54	(811.54)
300-9260	Wickliffe Field Trip	2,870.61	0.00	0.00	0.00	3,503.86	(633.25)	0.00	(633.25)
300-9270	Windermere Field Trip	2,909.22	0.00	0.00	0.00	0.00	2,909.22	426.56	2,482.66
300-9805	Hastings Garden Fund	1,106.89	0.00	0.00	0.00	0.00	1,106.89	0.00	1,106.89
300-9815	Hastings Athletic Fund	14,927.09	2,570.00	26,744.50	3,846.35	27,086.10	14,585.49	7,859.63	6,725.86
300-9816	Hastings/Jones DC Class Trip	5,185.75	0.00	0.00	0.00	2,000.00	3,185.75	0.00	3,185.75
300-9817	Hastings BEARS	966.59	0.00	0.00	0.00	0.00	966.59	0.00	966.59
300-9820	Hastings Media Center Fund	102.15	0.00	0.00	0.00	0.00	102.15	0.00	102.15
300-9821	Hastings Band Fund	10,853.82	0.00	0.00	0.00	508.88	10,344.94	500.00	9,844.94
300-9822	Hastings Ski Club Fund	21,262.68	2,610.00	31,610.00	1,500.00	17,222.66	35,650.02	3,000.00	32,650.02
300-9823	Hastings Orchestra Fund	14,790.85	409.99	5,526.87	68.28	5,327.85	14,989.87	1,887.00	13,102.87
300-9824	Hastings Vocal Music Fund	4,768.49	0.00	3,997.57	145.00	4,130.06	4,636.00	862.97	3,773.03
300-9826	Hastings 6th Grade Camp	11,183.74	0.00	0.00	0.00	0.00	11,183.74	0.00	11,183.74
300-9828	Hastings 6th Grade Mentor	1,369.00	0.00	1,025.00	0.00	0.00	2,394.00	0.00	2,394.00

Upper Arlington City Schools Cash Summary Report

Full Account Code	Description	Initial Cash	MTD Received	FYTD Received	MTD Expended	FYTD Expended	Fund Balance	Encumbrance	Unencumbered Balance
	Program								
300-9909	Jones Vocal Music Fund	\$ 9,109.81	\$ 0.00	\$ 30.00	\$ 0.00	\$ 150.00	\$ 8,989.81	\$ 0.00	\$ 8,989.81
300-9910	Jones Band Fund	13,613.39	0.00	0.00	0.00	657.85	12,955.54	0.00	12,955.54
300-9911	Jones Athletic Fund	6,708.90	3,240.00	26,907.50	6,902.95	37,819.80	(4,203.40)	2,436.00	(6,639.40)
300-9913	Jones Ski Club Fund	46,319.08	870.00	59,015.00	12,160.00	15,930.13	89,403.95	25,520.00	63,883.95
300-9916	Jones Media Center Fund	4,805.69	0.00	0.00	0.00	397.46	4,408.23	968.49	3,439.74
300-9918	Jones Orchestra	5,498.27	249.99	5,146.04	1,610.00	6,081.82	4,562.49	0.00	4,562.49
300-9919	Upper Arlington Taekwondo Club	1,033.47	0.00	0.00	0.00	0.00	1,033.47	0.00	1,033.47
300-9920	Jones 7th Grade Service Club	3,547.67	0.00	0.00	0.00	0.00	3,547.67	0.00	3,547.67
300-9921	JONES MENTOR PROGRAM FUND	4,597.60	0.00	1,175.00	0.00	2,086.86	3,685.74	266.00	3,419.74
300-9923	Jones - ROX	2,271.50	0.00	0.00	0.00	0.00	2,271.50	0.00	2,271.50
300-9926	Jones 6th Grade Camp	5,487.04	0.00	0.00	0.00	0.00	5,487.04	0.00	5,487.04
300-9927	Jones 7th Grade Camp Club	8,121.55	0.00	0.00	0.00	0.00	8,121.55	0.00	8,121.55
		\$ 531,863.91	\$ 40,111.35	\$ 642,334.70	\$ 52,137.13	\$ 391,142.24	\$ 783,056.37	\$ 116,616.36	\$ 666,440.01
Fund:	401								
401-9021	FY21 St Agatha Auxiliary Services	19,997.66	0.00	3.65	0.00	20,001.31	0.00	0.00	0.00
401-9022	AUXILIARY SERVICES	0.00	0.00	102,209.11	11,014.31	61,791.57	40,417.54	21,673.93	18,743.61
401-9121	FY21 St Andrew Auxiliary Services	202,838.59	0.00	36.34	0.00	202,874.93	0.00	0.00	0.00
401-9122	AUXILIARY SERVICES	0.00	0.00	197,239.64	11,759.03	90,482.55	106,757.09	90,956.33	15,800.76
		\$ 222,836.25	\$ 0.00	\$ 299,488.74	\$ 22,773.34	\$ 375,150.36	\$ 147,174.63	\$ 112,630.26	\$ 34,544.37
Fund:	467								
467-9020	Student Wellness and Success	333,516.41	0.00	0.00	26,998.00	59,145.66	274,370.75	16,855.00	257,515.75
		\$ 333,516.41	\$ 0.00	\$ 0.00	\$ 26,998.00	\$ 59,145.66	\$ 274,370.75	\$ 16,855.00	\$ 257,515.75
Fund:	499								
499-9020	School Bus Purchase Program	0.00	0.00	4,335.00	0.00	4,335.00	0.00	0.00	0.00
499-9021	FY21 Psych Intern Grant	0.00	0.00	1,442.59	0.00	1,442.59	0.00	0.00	0.00
499-9121	School Safety Grant	30,617.55	0.00	0.00	0.00	0.00	30,617.55	30,617.55	0.00
		\$ 30,617.55	\$ 0.00	\$ 5,777.59	\$ 0.00	\$ 5,777.59	\$ 30,617.55	\$ 30,617.55	\$ 0.00
Fund:	507								
507-9021	ESSER	0.00	0.00	12,505.30	0.00	12,505.30	0.00	0.00	0.00
507-9022	ESSER 2	24,690.62	0.00	519,537.27	40,756.49	707,589.84	(163,361.95)	5,268.58	(168,630.53)
507-9122	ESSERS III	0.00	192,305.38	241,821.10	640,918.90	760,134.54	(518,313.44)	0.00	(518,313.44)
		\$ 24,690.62	\$ 192,305.38	\$ 773,863.67	\$ 681,675.39	\$ 1,480,229.68	\$ (681,675.39)	\$ 5,268.58	\$ (686,943.97)
Fund:	516								
516-9021	FY21 Title 6B	760.20	0.00	337,694.38	0.00	338,454.58	0.00	0.00	0.00
516-9022	IDEA PART B GRANTS	0.00	136,673.14	569,111.40	170,719.96	739,831.36	(170,719.96)	15,682.00	(186,401.96)
		\$ 760.20	\$ 136,673.14	\$ 906,805.78	\$ 170,719.96	\$ 1,078,285.94	\$ (170,719.96)	\$ 15,682.00	\$ (186,401.96)
Fund:	551								

Upper Arlington City Schools Cash Summary Report

Full Account Code	Description	Initial Cash	MTD Received	FYTD Received	MTD Expended	FYTD Expended	Fund Balance	Encumbrance	Unencumbered Balance
551-9022	LIMITED ENGLISH PROFICIENCY	\$ 0.00	\$ 0.00	\$ 11,245.90	\$ 0.00	\$ 11,345.90	\$ (100.00)	\$ 0.00	\$ (100.00)
551-9121	FY21 Title III Immigrant	0.00	0.00	309.75	0.00	309.75	0.00	0.00	0.00
		\$ 0.00	\$ 0.00	\$ 11,555.65	\$ 0.00	\$ 11,655.65	\$ (100.00)	\$ 0.00	\$ (100.00)
Fund:	572								
572-9021	FY21 Title I	0.00	0.00	54,440.13	0.00	54,440.13	0.00	0.00	0.00
572-9022	TITLE I DISADVANTAGED CHILDREN	0.00	30,036.05	117,455.12	36,655.08	154,110.20	(36,655.08)	0.00	(36,655.08)
		\$ 0.00	\$ 30,036.05	\$ 171,895.25	\$ 36,655.08	\$ 208,550.33	\$ (36,655.08)	\$ 0.00	\$ (36,655.08)
Fund:	584								
584-9022	TITLE IV, PART A, STUDENT SUPPORT AND ACADEMIC ENRICHMENT PROGRAMS	0.00	0.00	0.00	0.00	2,400.00	(2,400.00)	1,844.63	(4,244.63)
		\$ 0.00	\$ 0.00	\$ 0.00	\$ 0.00	\$ 2,400.00	\$ (2,400.00)	\$ 1,844.63	\$ (4,244.63)
Fund:	590								
590-9019	FY19 Title II-A	0.00	0.00	0.00	0.00	253.56	(253.56)	0.00	(253.56)
590-9020	FY20 Title II-A	0.00	0.00	0.00	0.00	126.96	(126.96)	0.00	(126.96)
590-9021	FY21 Title II-A	3,679.72	0.00	24,234.58	0.00	29,056.40	(1,142.10)	0.00	(1,142.10)
590-9022	IMPROVING TEACHER QUALITY	0.00	0.00	0.00	0.00	9,031.45	(9,031.45)	0.00	(9,031.45)
		\$ 3,679.72	\$ 0.00	\$ 24,234.58	\$ 0.00	\$ 38,468.37	\$ (10,554.07)	\$ 0.00	\$ (10,554.07)
Grand Total		\$ 130,183,958.14	\$ 15,662,365.15	\$ 85,674,204.66	\$ 15,107,482.77	\$ 122,642,819.27	\$ 93,215,343.53	\$ 30,083,846.93	\$ 63,131,496.60